

KUMAR BHASKAR VARMA SANSKRIT AND ANCIENT STUDIES UNIVERSITY

**FEEDBACK
ANALYSIS REPORT ON
CURRICULUM, 2024**



Prepared by
INTERNAL QUALITY ASSURANCE CELL
(IQAC)
KUMAR BHASKAR VARMA SANSKRIT AND
ANCIENT STUDIES
NALBARI, ASSAM

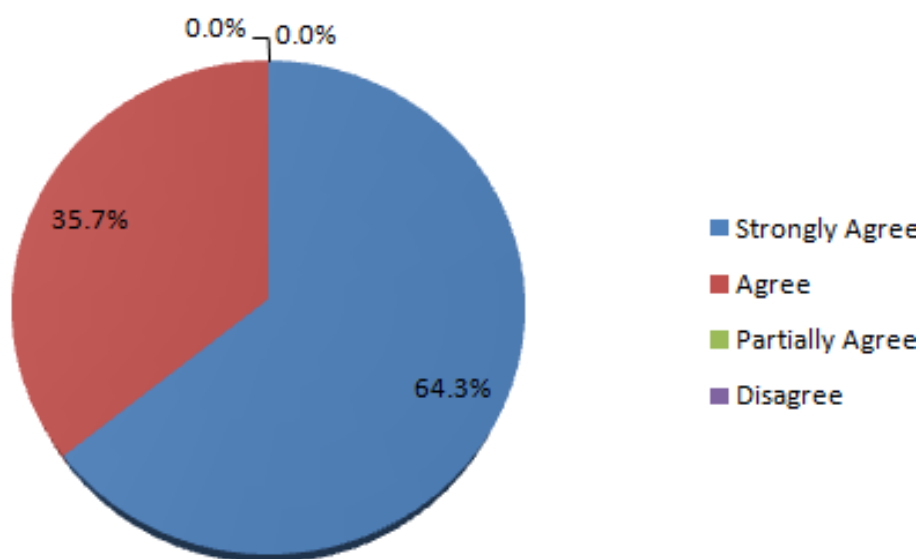
As per quality assurance mechanism, the Internal Quality Assurance Cell of the Kumar Bhaskar Varma Sanskrit and Ancient Studies University collected feedbacks from the students, alumni, faculty members as well as employers on curriculum of the University. The process was done by circulating 'Google Feedback Form' specifically prepared for the different stakeholders. An analysis of the responses of the stakeholders are presented below.

Analysis of Responses of the faculty members

As part of the curriculum feedback collection mechanism, a total 28 members of the faculty out of 30 responded through the 'Google Form' circulated by the IQAC. Out of the 28 faculty members, 8 respondents are Associate Professors and 20 are Assistant Professors.

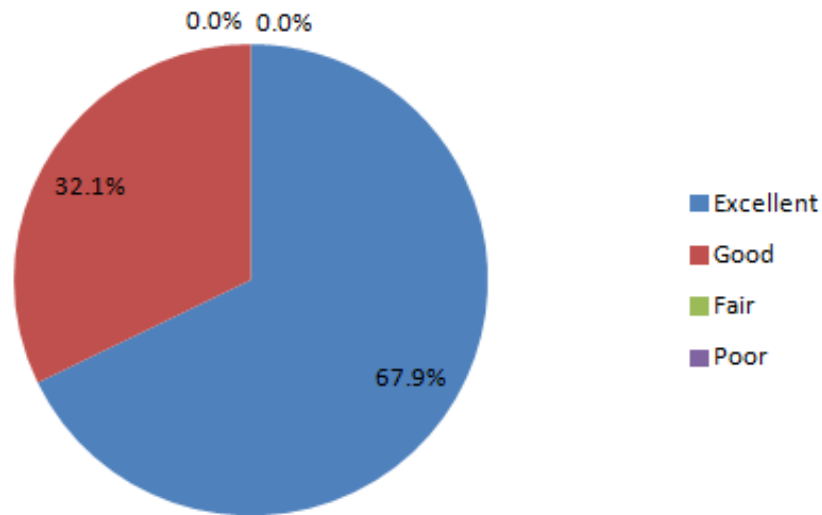
1. The syllabus/syllabi cover(s) most of the relevant issues

Out of 28 faculty members surveyed, 64.30% strongly agreed that the syllabus effectively covers most relevant issues, while 35.70% agreed only. Notably, none of the respondents selected "partially agree" or "disagree." A graphical representation of these responses is provided below.



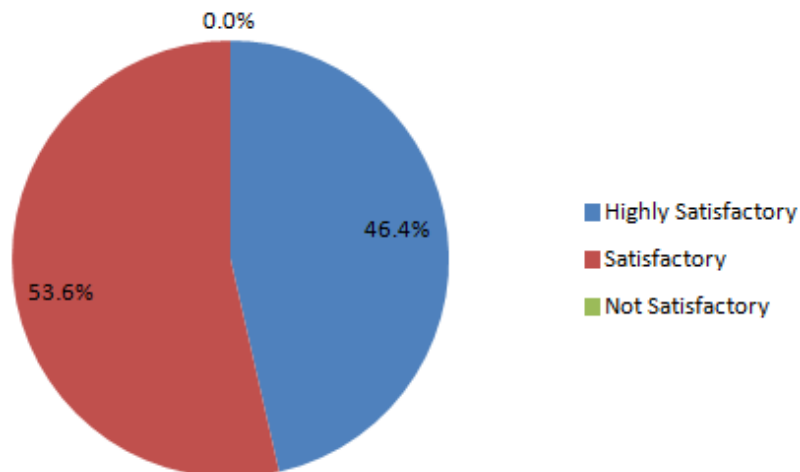
2. Rate the semester-wise arrangement of the course content of the program(s)

When asked to rate the semester-wise arrangement of the course content, 67.90% of the 28 respondents rated it as excellent, while 32.10% rated it as good. Notably, none of the respondents marked the content as fair or poor. A graphical representation of these responses is provided below.



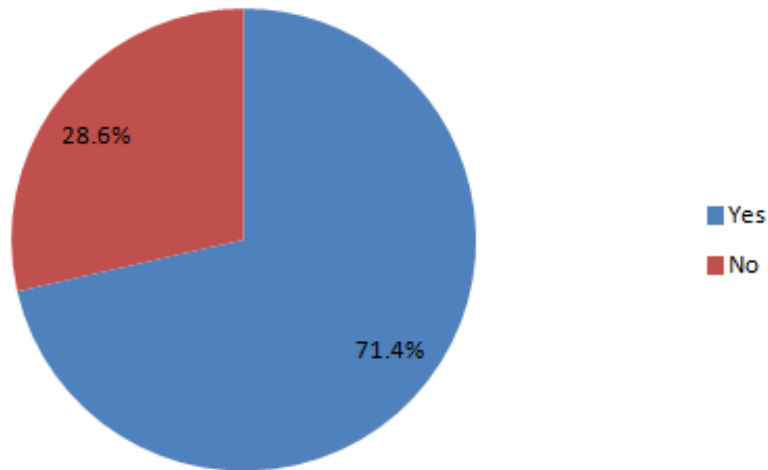
3. Your observation on the design of the syllabus/syllabi

When asked about the design of the syllabus, 46.40% of respondents rated it as highly satisfactory, while 53.60% found it satisfactory. A graphical representation of these responses is provided below.



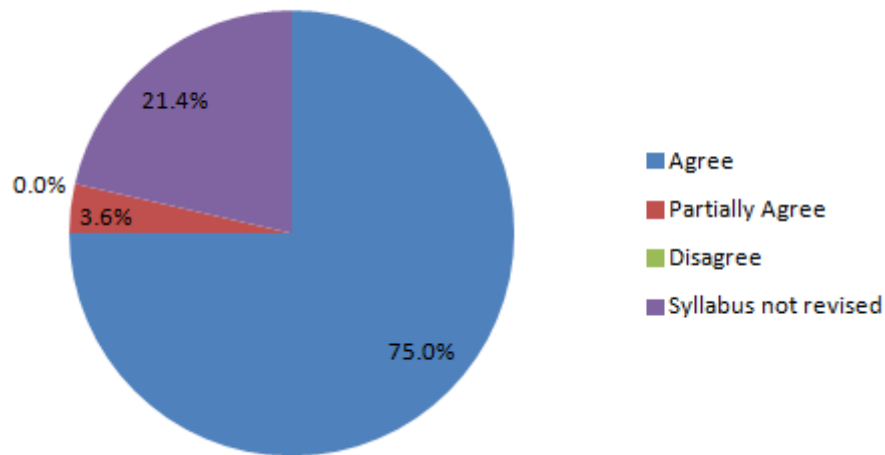
4. Is there any revision in the syllabus/syllabi of your subject during the last five years?

Out of 28 respondents, 71.40% confirmed that the syllabus was revised in the last five years, while 28.60% of respondents are not aware of revision. A graphical representation of these responses is provided below.



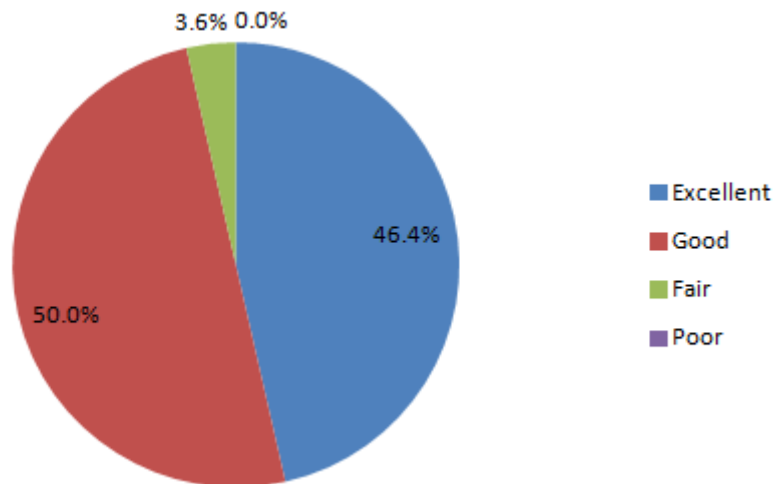
5. If yes, do you agree that the students are able to cope up with the revised syllabus?

When asked if students are able to cope with the revised syllabus, 75% of respondents agreed, 3.60% partially agreed, and none disagreed. Additionally, 21.40% chose the option "syllabus not revised." A graphical representation of these responses is provided below.



6. Rate the applicability of the curriculum/curricula of the program(s) in the present-day context

When asked to rate the applicability of the curriculum in the present-day context, 46.40% rated it as excellent, 50% as good, and 3.60% as fair, with none selecting poor. A graphical representation of these responses is shown below.

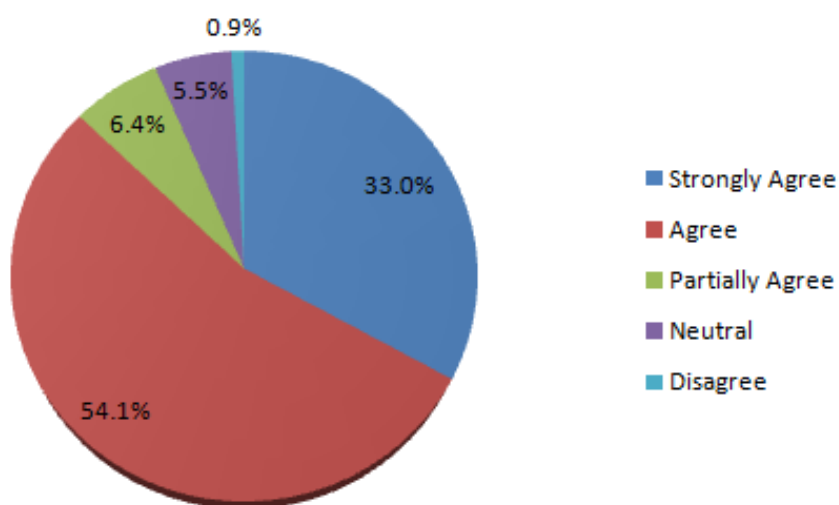


Analysis of the responses of the students (PG)

As part of the curriculum feedback collection mechanism, a total 218 Google Form driven feedback responses were received from the students of the University. The analysis of their responses on the curriculum is given below

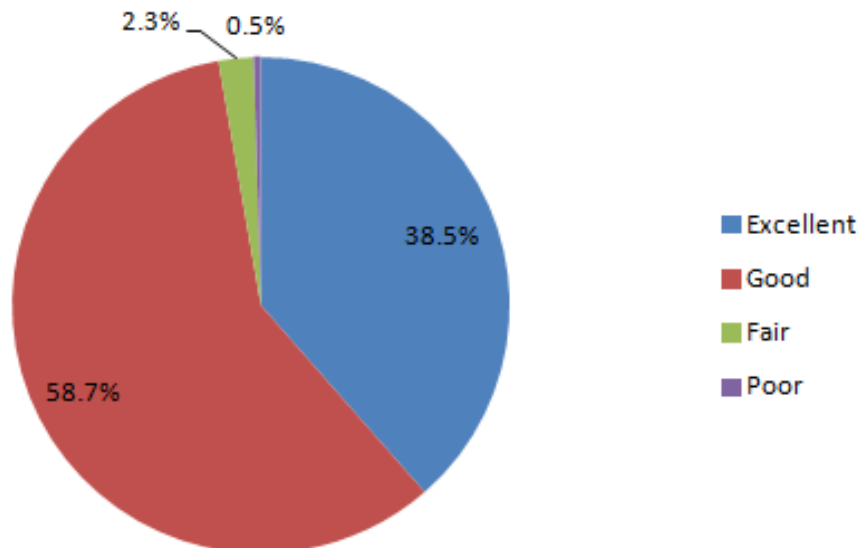
1. The syllabus/syllabi cover(s) most of the relevant issues

In response to the query whether the syllabus/syllabi cover(s) most of the relevant issues; out of 218 respondents 33% of students state that they strongly agree; 54.10% state that they agree; 6.40% state that they partially agree. On the other hand, 5.50% have a neutral opinion while 0.90% state that they do not agree that the syllabus covers most of the relevant issues. A graphical representation of the responses is given below.



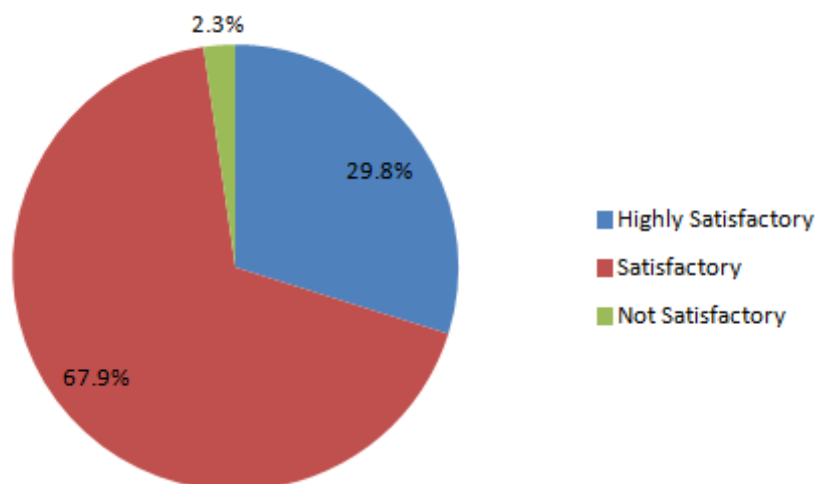
2. Rate the Semester-wise arrangement of the course content

Regarding the assessment of semester-wise arrangement of the course content; out of 218 students 38.50% rate it as excellent; 58.70% rate it as good and 2.3% rate it as fair, while 0.50% rate it as poor. A graphical representation of the responses is given below.



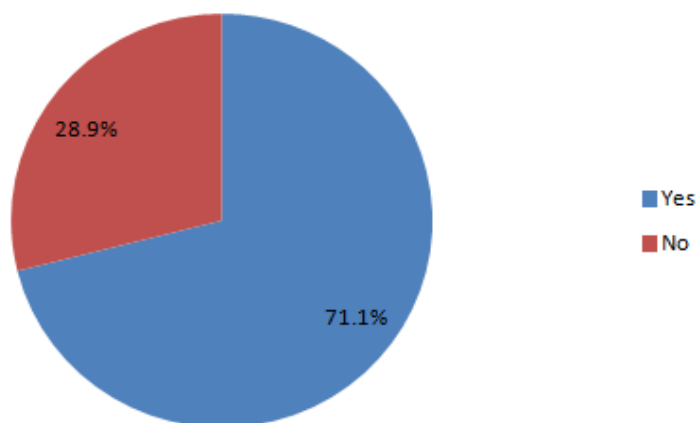
3. Your observation on the design of the syllabus

Regarding the observation on the design of the syllabus, out of 218 respondents, 29.80% rated it as highly satisfactory, 67.90% rated it as satisfactory, and 2.3% rated it as not satisfactory. A graphical representation of the responses is provided below.



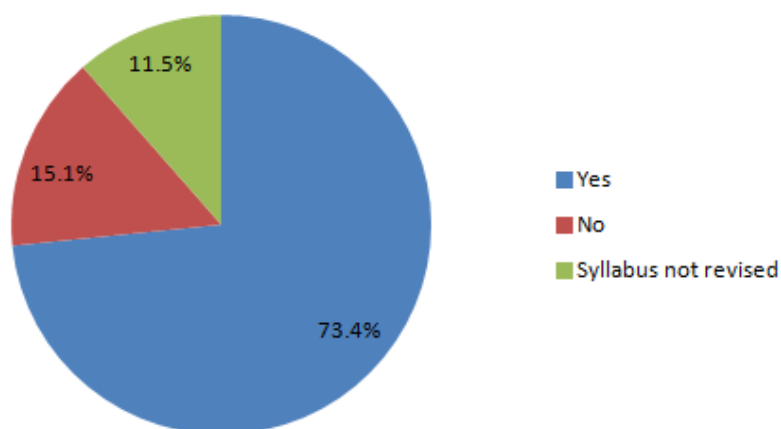
4. Have you noticed any revision in the syllabus in comparison with the previous years?

Regarding the observation on any revisions to the syllabus compared to previous years, out of 218 respondents, 71.10% answered affirmatively, while 28.90%, responded negatively. A graphical representation of the responses is provided below.



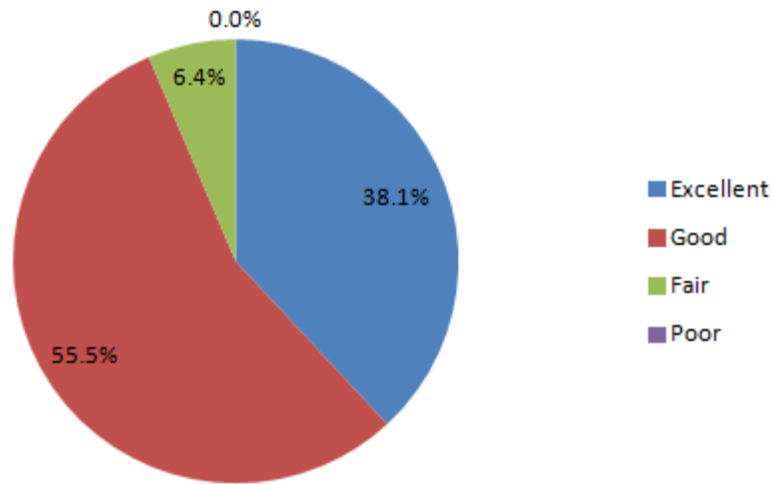
5. If yes, have you been able to cope up with the revised portion of the syllabus?

Regarding whether respondents were able to cope with the revised syllabus, out of 218 participants, 73.40% said yes, 15% said no, and 11.5% stated that the syllabus had not changed. A graphical representation of the responses is shown below.



6. Rate the applicability of the curriculum of your program in the present-day context.

Regarding how respondents rated the applicability of the curriculum in today's context, out of 218 participants, 38.10% chose "Excellent," 55.50% chose "Good," and 6.40% chose "Fair", while no one selected the "Poor" option. A graphical representation of the responses is provided below.

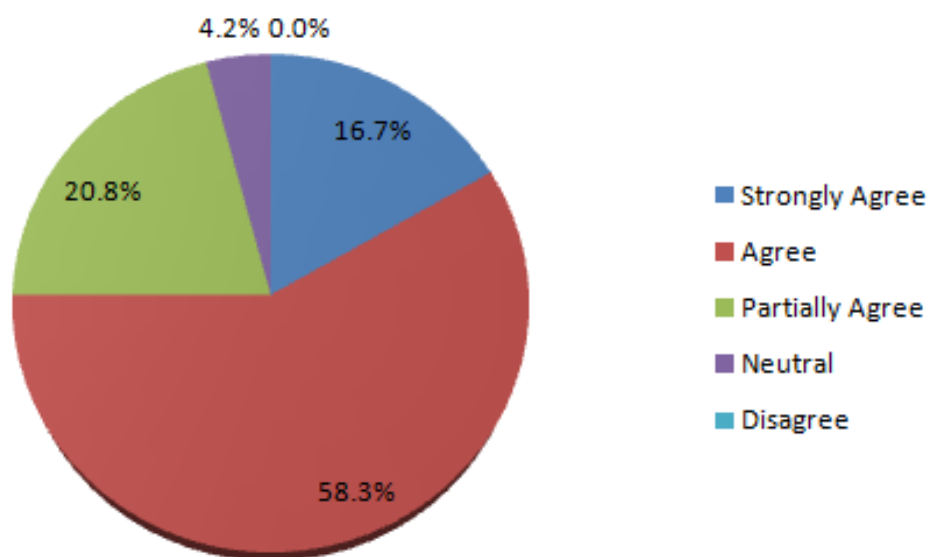


Analysis of the responses of the students (UG)

As part of the curriculum feedback collection mechanism, a total 24 Google form driven feedback responses were received from the students of the University. The analysis of their responses on the curriculum is given below

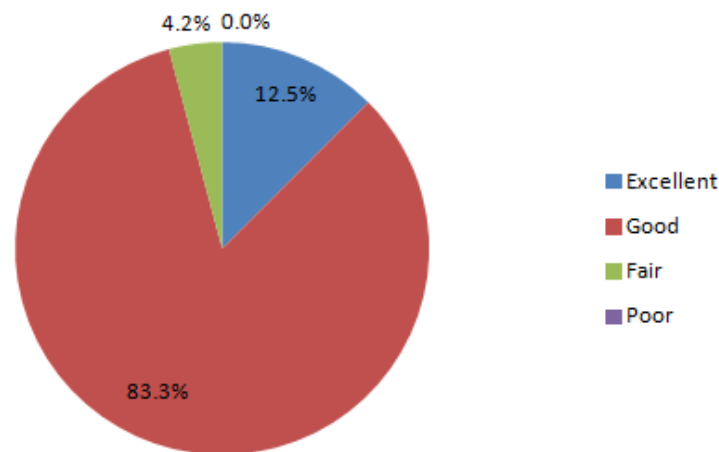
1. The syllabus/syllabi cover(s) most of the relevant issues

In response to the query whether the syllabus/syllabi cover(s) most of the relevant issues, out of 24 respondents 16.70% of students state that they strongly agree; 58.30% state that they agree; 20.80% state that they partially agree. On the other hand, 4.20% have a neutral opinion while 0% state that they do not agree that the syllabus covers most of the relevant issues. A graphical representation of the responses is given below.



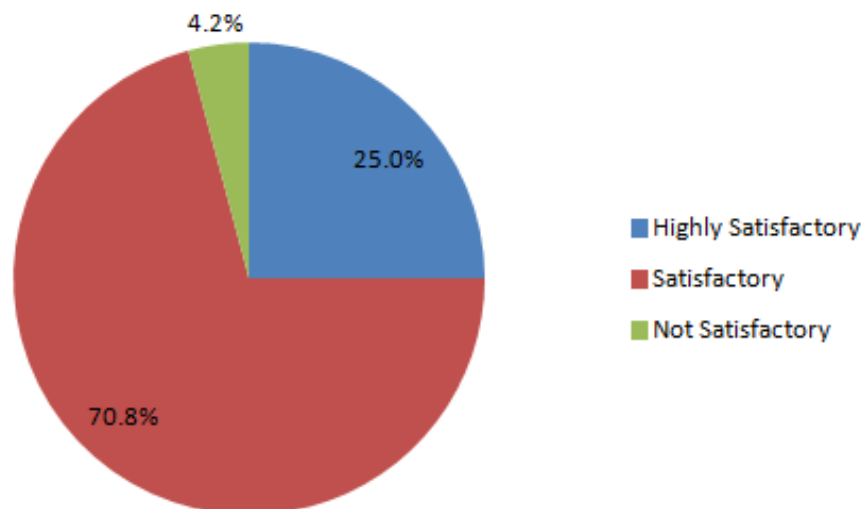
2. Rate the Semester-wise arrangement of the course content

Regarding the assessment of semester-wise arrangement of the course content; out of 24 students 12.50% rate it as excellent; 83.30% rate it as good and 4.20% rate it as fair, while 0% rate it as poor. A graphical representation of the responses is given below.



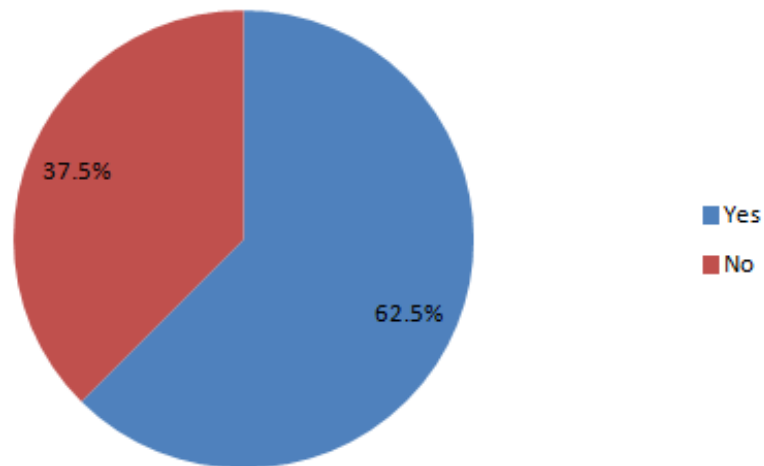
3. Your observation on the design of the syllabus

Regarding the observation on the design of the syllabus, out of 24 respondents, 25% rated it as highly satisfactory, 70.80% rated it as satisfactory, and 4.20% rated it as not satisfactory. A graphical representation of the responses is provided below.



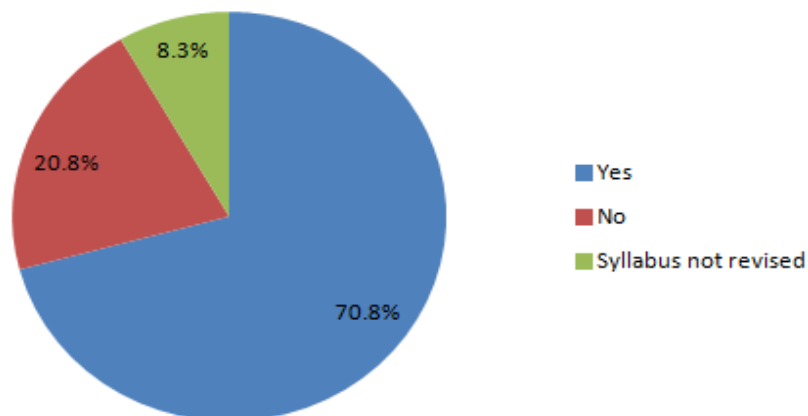
4. Have you noticed any revision in the syllabus in comparison with the previous years?

Regarding the observation on any revisions to the syllabus compared to previous years, out of 24 respondents, 62.50% answered affirmatively, while 37.50%, responded negatively. A graphical representation of the responses is provided below.



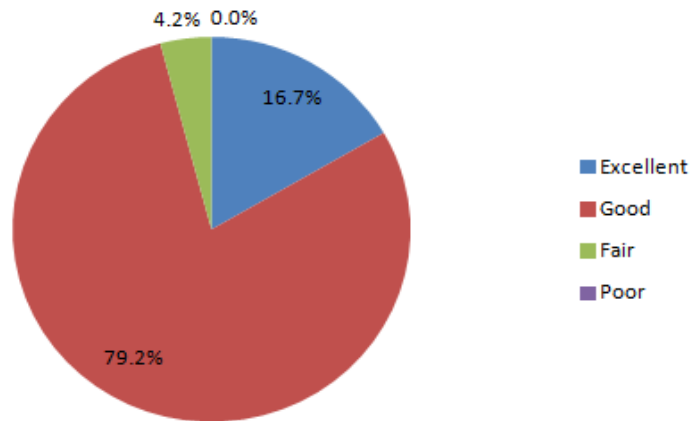
5. If yes, have you been able to cope up with the revised portion of the syllabus?

Regarding whether respondents were able to cope with the revised syllabus, out of 24 participants, 70.80% said yes, 20.80% said no, and 8.30% stated that the syllabus had not changed. A graphical representation of the responses is shown below.



6. Rate the applicability of the curriculum of your program in the present-day context.

Regarding how respondents rated the applicability of the curriculum in today's context, out of 24 participants, 16.70% chose "Excellent," 79.20% chose "Good," and 4.2% chose "Fair", while no one selected the "Poor" option. A graphical representation of the responses is provided below.

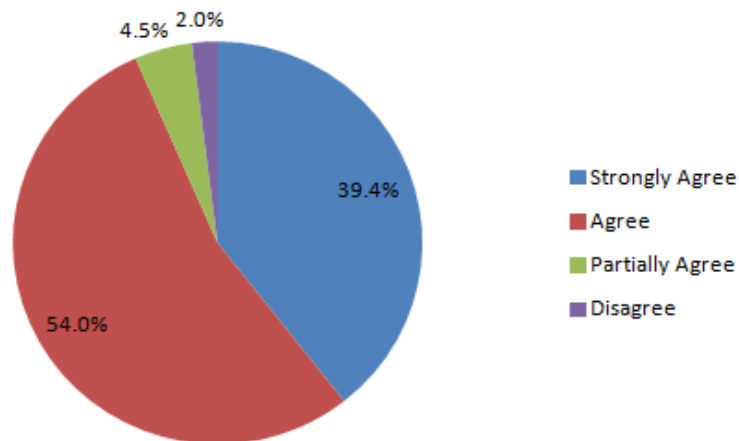


Analysis of the responses of the Alumni

As part of the curriculum feedback collection mechanism, a total 198 google form driven feedback responses were received from the alumni of the University. The analysis of their responses on the curriculum is given below

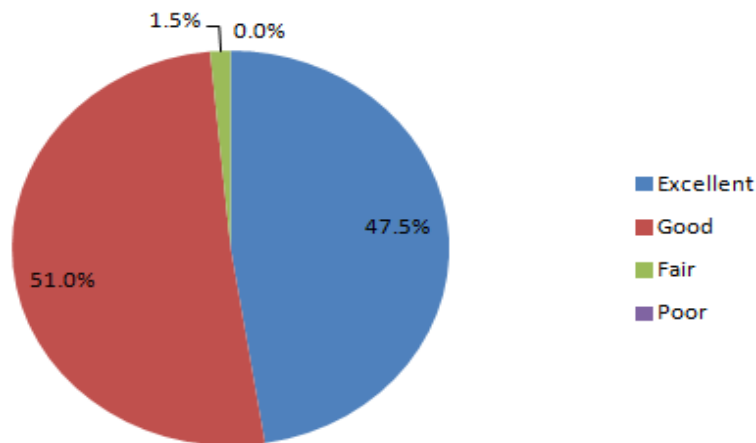
1. The syllabus covered most of the relevant issues

Regarding whether the syllabus covers most of the relevant issues, out of 198 participants, 39.40% strongly agree, 54% agree, 4.50% partially agree, and 2% disagree. A graphical representation of the responses is shown below.



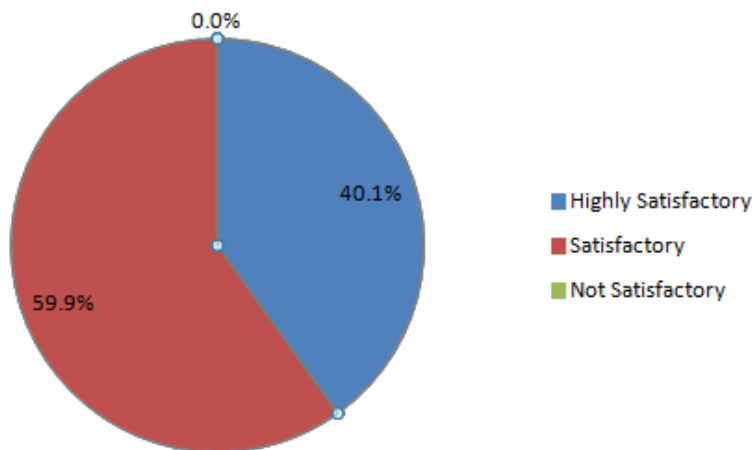
2. Rate the semester-wise arrangement of the course content

Regarding the semester-wise arrangement of the course content, out of 198 participants, 47.5% rated it as excellent, 51% rated it as good, and 1.5% rated it as a fail. None of the respondents rated it as poor.



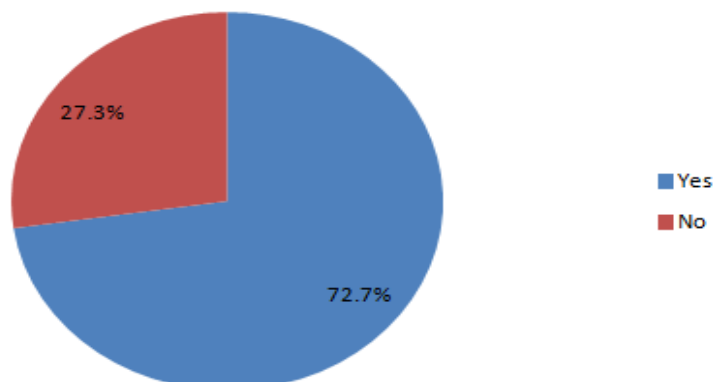
3. Your observation on the design of the syllabus

Regarding the design of the syllabus, out of 198 participants, 59.90% rated it as highly satisfactory, 40.10% rated it as satisfactory, and 0% rated it as not satisfactory. A graphical representation of the responses is shown below.



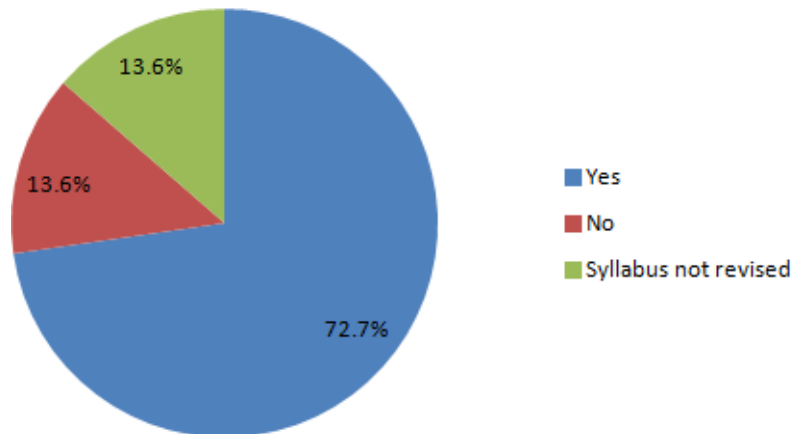
4. Did you get any revision in the syllabus in comparison with the previous year(s)?

Regarding whether there were any revisions to the syllabus compared to previous years, 72.70% of the 198 participants responded "Yes," while 27.30% responded "No." A graphical representation of the responses is shown below.



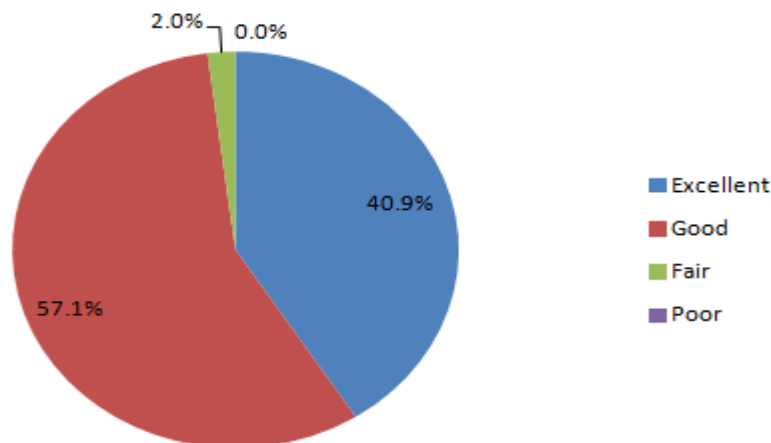
5. If yes, had you been able to cope up with the revised portion of the syllabus?

Regarding whether participants were able to cope with the revised portion of the syllabus, 72.70% of the 198 respondents said "Yes," 13.60% said "No," and 13.60% stated that the syllabus was not revised. A graphical representation of the responses is shown below.



6. Rate the applicability of the curriculum of your program in the present- day context

Regarding the applicability of the curriculum in today's context, 40.9% of the 198 participants rated it as excellent, 57.1% rated it as good, and 2% rated it as fair. No one rated it as poor. A graphical representation of the responses is shown below.



Analysis of the responses of the Employers

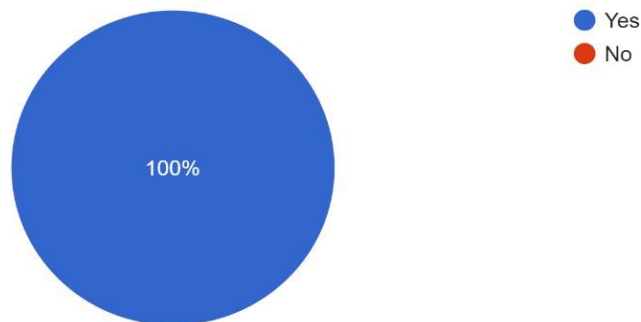
As part of the curriculum feedback collection mechanism, responses from the Registrar and Controller of Examination were also received. An analysis of their responses is presented below

1. Are you aware of the syllabi of different programs of the university?

On being asked whether the respondents are aware of the syllabi of the different programmes of the University, both the respondents replied in affirmation. A graphical representation of the responses is given below.

Are you aware of the syllabi of different programs of the university?

2 responses

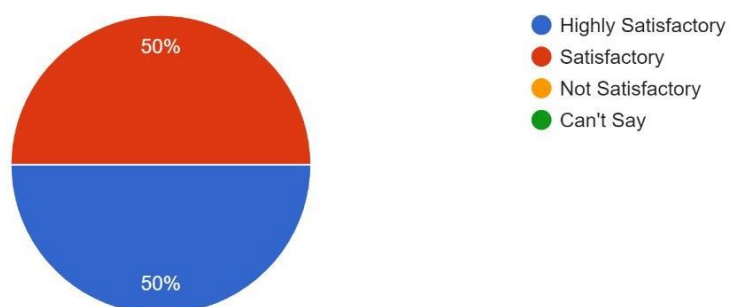


2. Your observation on the design of the syllabus

On being asked to make observation on the design of the syllabus, one of the respondents constituting 50% mark it as highly satisfactory while the other respondent constituting 50% mark it as satisfactory. A graphical representation of the responses is given below. A graphical representation of the responses is given below.

Your observation on the design of the syllabus

2 responses

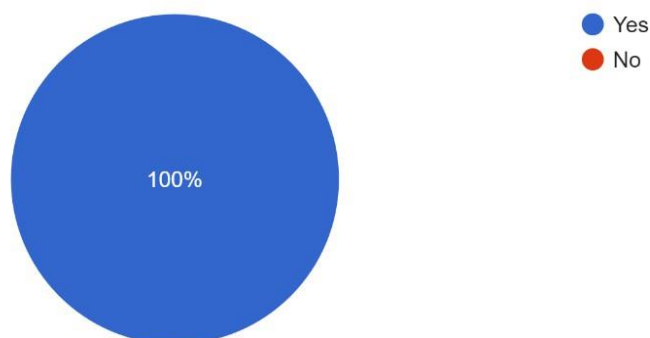


3. Are you aware of any revision of the syllabi during last five years?

On being asked whether the respondents are aware of any revision of the syllabi during the last five years, both the respondents responded in affirmation. A graphical representation of the responses is given below.

Are you aware of any revision of the syllabi during last five years?

2 responses

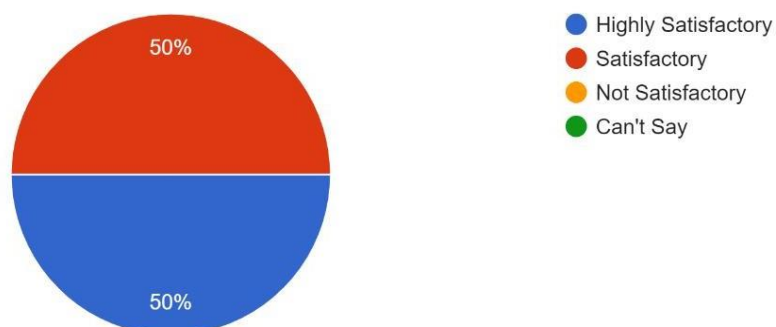


4. Your observation on the changes of the syllabi

On being asked to make observation on the changes of the syllabi, one of the respondents constituting 50% acknowledges it as highly satisfactory while the other respondent acknowledges it as satisfactory. A graphical representation of the responses is given below.

Your observation on the changes of the syllabi

2 responses

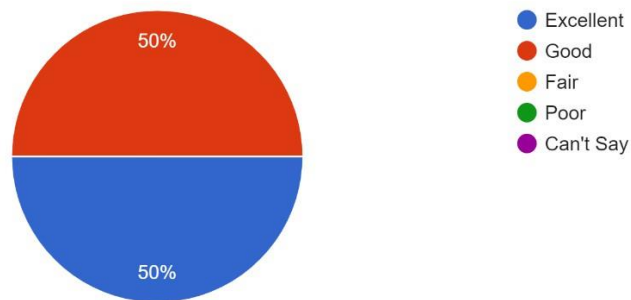


5. Rate the applicability of the curricula of different programs of the university in the present-day context.

On being asked to rate the applicability of the curricula of different programs of the university in the present-day context, one of the respondents constituting 50 % acknowledges the curricula as excellent, while the other respondent acknowledges it as good. A graphical representation of the responses is given below.

Rate the applicability of the curricula of different programs of the university in the present day context.

2 responses



डॉ बिकाश भार्गव शर्मा
कुलसचिव: (प्रभारि)
Dr. Bikash Bhargab Sarma
Registrar, i/c



कुमारभास्करवर्मसंस्कृत-पुरातनाध्ययनविश्वविद्यालयः
কুমার ভাস্কর বর্মা সংস্কৃত জ্ঞান পুরাতন অধ্যয়ন বিশ্ববিদ্যালয়
Kumar Bhaskar Varma Sanskrit & Ancient Studies University
Namati, Nalbari-781337
Website: www.kbvsasun.ac.in :: Email Id: registrarkbvasasu@gmail.com

Date: 30/01/2025

Action Taken Report Based on Stakeholders' Feedback

For figuring out the learning outcomes of the students, the IQAC of the University conducted an online Feedback process regarding curriculum (from Students, Alumni, Teachers and Employers) and forwarded the responses to respective departments for further analysis. After deliberation at the level of Board of Studies (BoS) and adoption of measures at the departmental level, the departments are committed to ensure that the suggestions are implemented as part of their academic strategy in the near future.

The IQAC prepared an analysis report on the curriculum feedback of all stakeholders and uploaded on the university website. The actions taken by the authority on the recommendation of the feedback analysis is approved.




(Dr. Bikash Bhargab Sarma)
Registrar, i/c