

**KUMAR BHASKAR VARMA SANSKRIT AND  
ANCIENT STUDIES UNIVERSITY**

**FEEDBACK  
ANALYSIS REPORT  
ON CURRICULUM,  
2023**



Prepared by  
**INTERNAL QUALITY ASSURANCE CELL  
(IQAC)**  
**KUMAR BHASKAR VARMA SANSKRIT AND  
ANCIENT STUDIES  
NALBARI, ASSAM**

As per quality assurance mechanism, the Internal Quality Assurance cell of the Kumar Bhaskar Varma Sanskrit and Ancient Studies University collected feedbacks from the students, alumni, faculty members as well as employers on curriculum of the University. The process was done by circulating google feedback form specifically prepared for the different stakeholders. An analysis of the responses of the stakeholders are presented below.

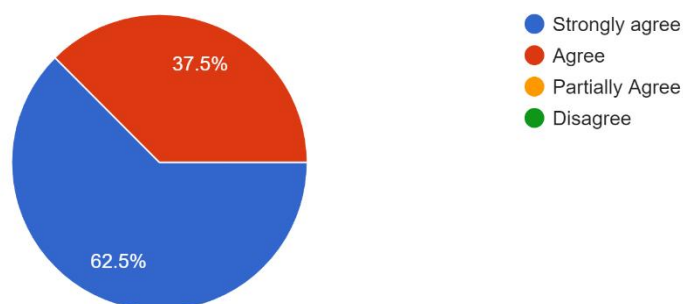
### **Analysis of Responses of the faculty members**

As part of the curriculum feedback collection mechanism, a total 24 members of the faculty across 9 different programmes responded through the google form circulated by the IQAC. Out of the 24 faculty members, 5 respondents are Associate Professor, 17 are Assistant Professors and 2 are Guest faculty members. As such 20.9 % of the respondents are Associate Professor, 70.9% are Assistant Professor and 8.3% are Guest faculty members. Their recorded responses are as follows

#### **1. The syllabus/syllabi cover(s) most of the relevant issues**

Out of the 24 respondents, 15 respondents strongly agreed that the syllabus/syllabi cover(s) most of the relevant issues which constitute 62.5% of the total responses. On the other hand, 9 respondents that constitute 37.5% of the feedbacks agreed to the question. A graphical representation of the responses is presented below.

The Syllabus/syllabi cover(s) most of the relevant issues  
24 responses

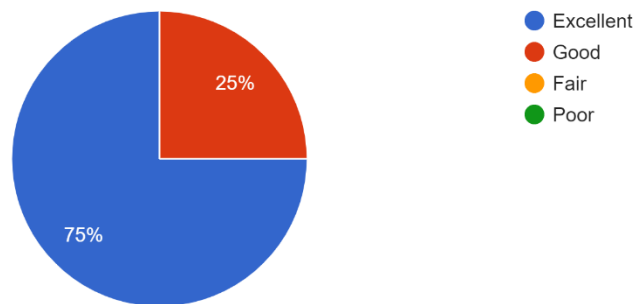


#### **2. Rate the semester-wise arrangement of the course content of the program(s)**

On being asked to rate the semester-wise arrangement of the course contents of the program (s), a total 18 number of respondents marked the course content as excellent which constitute 75% of the responses. On the other hand, 6 respondents constituting 25% of the total responses rated the content as good. A graphical representation of the data is presented below.

Rate the semester-wise arrangement of the course content of the program(s)

24 responses

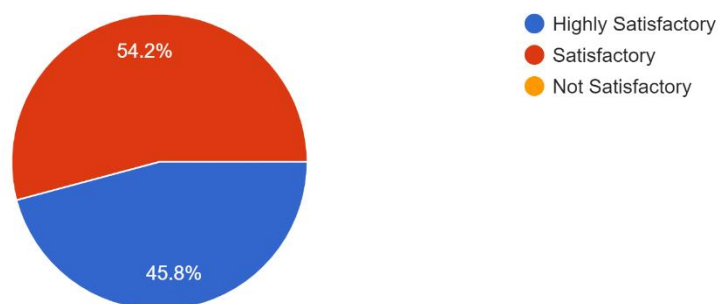


### 3. Your observation on the design of the syllabus/syllabi

On being asked to make observation on the design of the syllabus/syllabi, 13 respondents considered it to be highly satisfactory which constitute about 54.2% of the responses. On the other hand, 12 respondents which constitute 45.8% of the responses considered the syllabus to be highly satisfactory. A graphical representation of the data is presented below.

Your observation on the design of the syllabus/syllabi

24 responses

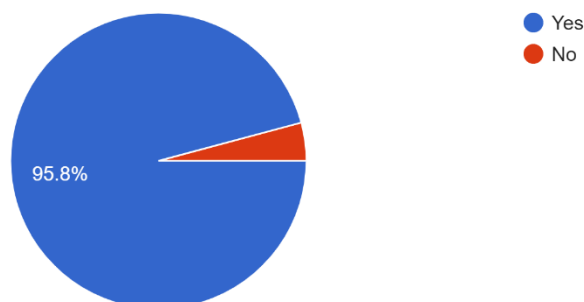


### 4. Is there any revision in the syllabus/syllabi of your subject during the last five years?

A total 23 number of respondents, out of the 24, which constitute 95.8% recorded that there was revision of syllabus during the last five years, while 1 respondent

constituting 4.8% respondent with the option no. A graphical representation of the data is presented below.

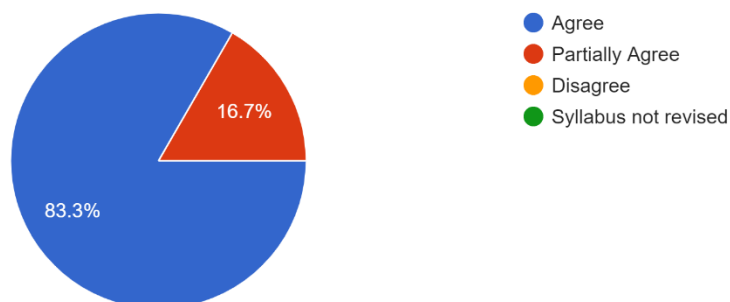
Is there any revision in the syllabus/syllabi of your subject during the last five years?  
24 responses



**5. If yes, do you agree that the students are able to cope up with the revised syllabus?**

On being asked whether the students are able to cope up with the revised syllabus, 20 of the respondents which constitute 83.3% of the total responses agreed, while 4 respondents that constitute 16.7% partially agreed. A graphical representation of the data is presented below.

If yes, do you agree that the students are able to cope up with the revised syllabus?  
24 responses

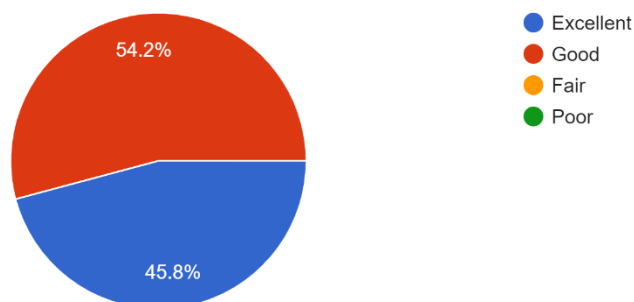


**6. Rate the applicability of the curriculum/curricula of the program(s) in the present-day context**

On being asked to rate the applicability of the curriculum/curricula of the program(s) in the present-day context, 11 respondents constituting 45.8% considered the

applicability as excellent and 13 respondents constituting 54.2% considered its applicability as good. A graphical presentation of the data is shown below

Rate the applicability of the curriculum/curricula of the program(s) in the present day context.  
24 responses



### Analysis of the responses of the students

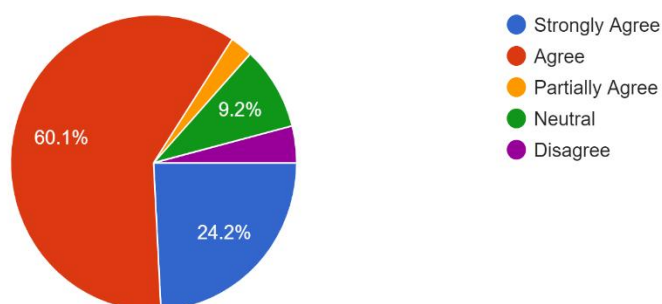
As part of the curriculum feedback collection mechanism, a total 273 google form driven feedback responses were received from the students of the University. The analysis of their responses on the curriculum is given below

#### 1. The syllabus/syllabi cover(s) most of the relevant issues

On being asked whether the syllabus/syllabi cover(s) most of the relevant issues, 66 respondents, constituting 24.2% state that they strongly agree; 164 respondents constituting 60.1% state that they agree; 7 respondents constituting 2.6% state that they partially agree. On the other hand, 25 respondents constituting 9.2% have a neutral opinion while 11 respondents constituting 4% state that they do not agree that the syllabus covers most of the relevant issues. A graphical representation of the responses is given below.

9. The syllabus covers most of the relevant issues

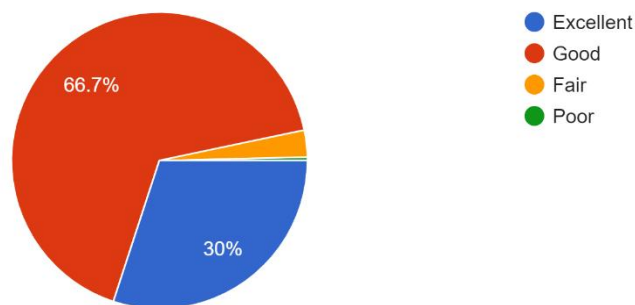
273 responses



## 2. Rate the Semester-wise arrangement of the course content

On being asked to assess the semester-wise arrangement of the course content, 82 respondents constituting 30% rate it as excellent; 182 respondents constituting 66.7% rate it as good and 8 respondents constituting 2.9% rate it as fair. A graphical representation of the responses is given below.

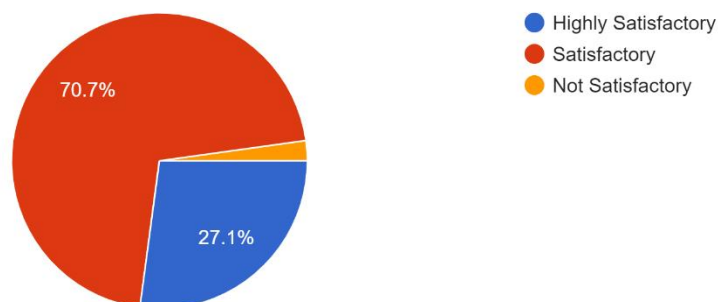
10. Rate the semester-wise arrangement of the course content.  
273 responses



## 3. Your observation on the design of the syllabus

On being asked to make observation on the design of the syllabus, 74 respondents constituting 27.1% mark it as highly satisfactory; 193 respondents constituting 70.7% mark it as satisfactory; and 6 respondents constituting 2.2% as not satisfactory. A graphical representation of the responses is given below.

11. Your observation on the design of the syllabus  
273 responses

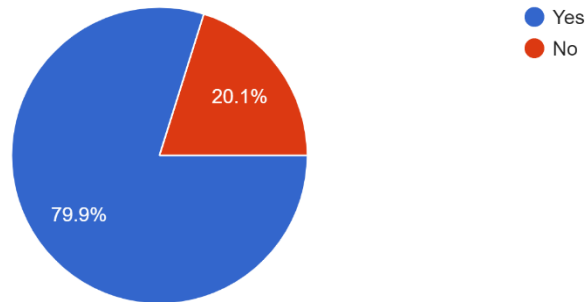


## 4. Have you noticed any revision in the syllabus in comparison with the previous years?

On being asked whether the respondent has observed any revision in the syllabus in comparison with previous years, 218 respondents constituting 79.9% answered in affirmation while 55 respondents constituting 20.1 % respond as no. A graphical representation of the responses is given below.

12. Have you noticed any revision in the syllabus in comparison with the previous years?

273 responses

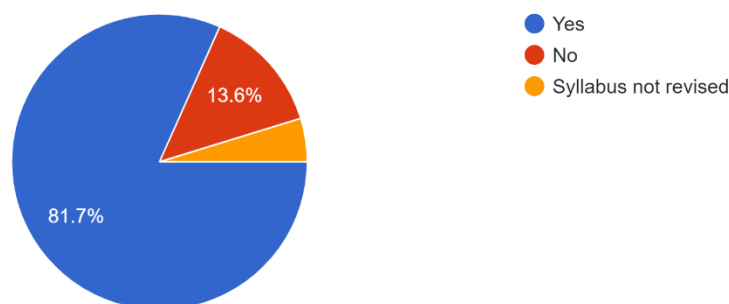


**5. If yes, have you been able to cope up with the revised portion of the syllabus?**

On being asked whether the respondents have been able to cope up with the revised portion of the syllabus, 223 students constituting 81.7% responded with affirmation; 37 respondents constituting 13.6% respond by saying no. On the other hand, 13 respondents constituting 4.8% respond that the 'syllabus was not changed'. A graphical representation of the responses is given below.

13. If Yes, have you been able to cope up with the revised portion of the syllabus?

273 responses

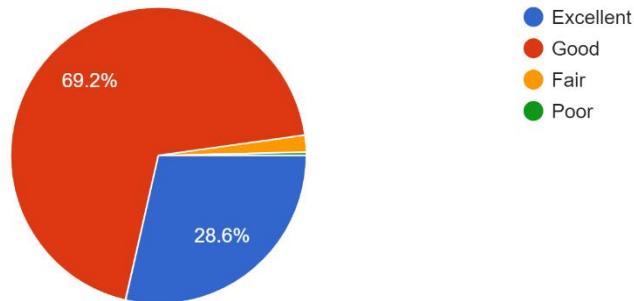


**6. Rate the applicability of the curriculum of your program in the present-day context.**

On being asked to rate the applicability of the curriculum in the present-day context, 78 respondents constituting 28.6% mark the option excellent; 189 respondents constituting 69.2% mark the option good; and 5 respondents constituting 1.8% mark the option fair. A graphical representation of the responses is given below.

14. Rate the applicability of the curriculum of your program in the present day context.

273 responses



### Analysis of the responses of the Alumni

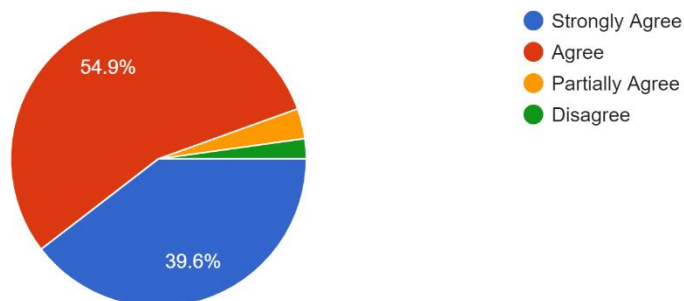
As part of the curriculum feedback collection mechanism, a total 91 google form driven feedback responses were received from the alumni of the University. The analysis of their responses on the curriculum is given below

#### 1. The syllabus covered most of the relevant issues

On being asked, whether the syllabus cover most of the relevant issues, 36 of the respondents constituting 39.6% respond that they strongly agree; 50 respondents constituting 54.9% respond that they agree; 3 respondents constituting 3.3% respond that they partially agree. On the other hand, 2 respondents constituting 2.2% disapprove of the fact that the syllabus cover most of the relevant issues. A graphical representation of the responses is given below.

The syllabus covered most of the relevant issues

91 responses

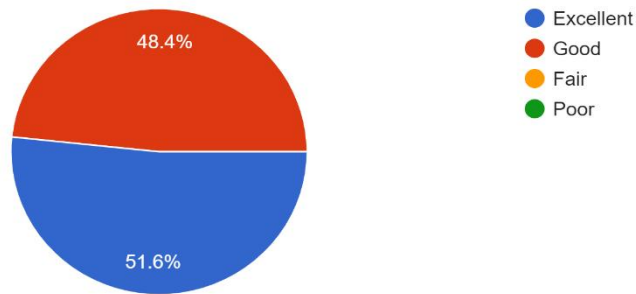


#### 2. Rate the semester-wise arrangement of the course content



On being asked to rate the semester-wise arrangement of the course content, 47 respondents constituting 51.6% rate the course content as excellent, while 44 respondents constituting 48.4% rate the content as good.

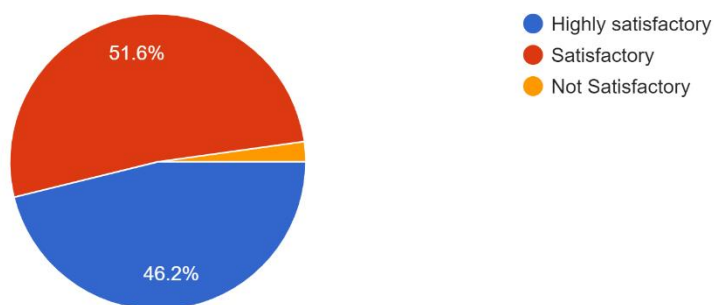
Rate the semester-wise arrangement of the course content  
91 responses



### 3. Your observation on the design of the syllabus

On being asked to make observation on the design of the syllabus, 42 respondents, constituting 46.2% mark it as highly satisfactory; 47 respondents constituting 51.6% mark it as satisfactory; and 2 respondents constituting 2.2% mark the design of the syllabus as not satisfactory. A graphical representation of the responses is presented below.

Your observation on the design of the syllabus  
91 responses

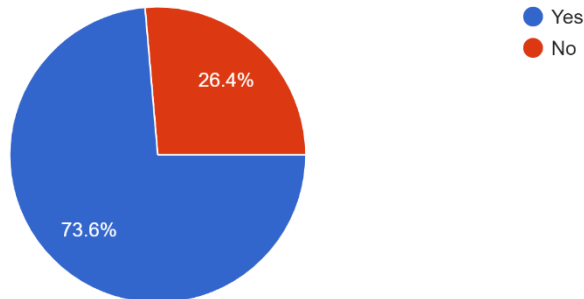


### 4. Did you get any revision in the syllabus in comparison with the previous year(s)?

On being asked whether any revision in the syllabus in comparison with the previous years, 67 respondents constituting 73.6% respond yes where as 24 respondents

constituting 26.4% respond as no. A graphical representation of the responses is presented below.

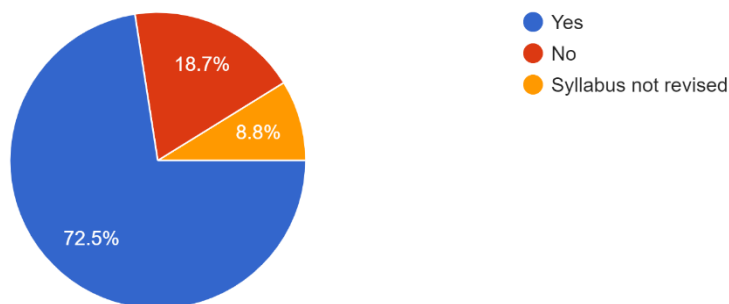
Did you get any revision in the syllabus in comparison with the previous year(s)?  
91 responses



**5. If yes, had you been able to cope up with the revised portion of the syllabus?**

On being asked, whether the respondents had been able to cope up with the revised portion of the syllabus, 66 persons constituting 72.5% respond as yes; 17 respondents constituting 18.7% respond as no and 8 persons constituting 8.8% respond that the syllabus was not revised. A graphical representation of the responses is presented below.

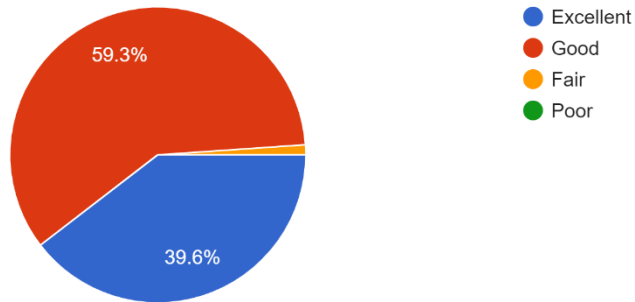
If yes, had you been able to cope up with the revised portion of the syllabus?  
91 responses



**6. Rate the applicability of the curriculum of your program in the present-day context**

On being asked to rate the applicability of the curriculum in the present-day context, 36 respondents constituting 39.6% rate the curriculum as excellent, 54 respondents constituting 59.3% rate it as good and 1 respondent constituting 1.1% rate the curriculum as fair.

Rate the applicability of the curriculum of your program in the present day context  
91 responses



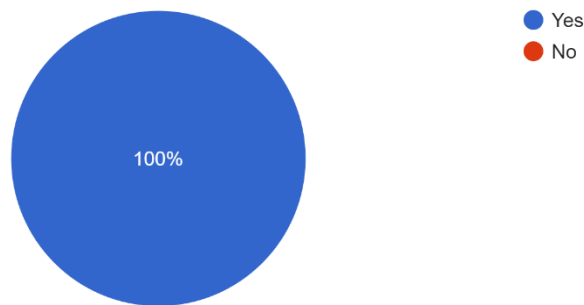
### **Analysis of the responses of the Employers**

As part of the curriculum feedback collection mechanism, responses from the Registrar and Controller of Examination were also received. An analysis of their responses is presented below

#### **1. Are you aware of the syllabi of different programs of the university?**

On being asked whether the respondents are aware of the syllabi of the different programmes of the University, both the respondents replied in affirmation. A graphical representation of the responses is given below.

Are you aware of the syllabi of different programs of the university?  
2 responses

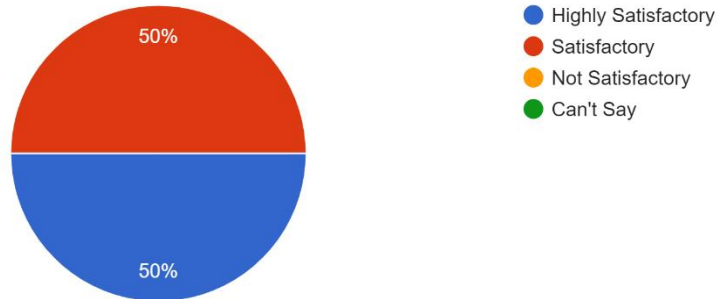


#### **2. Your observation on the design of the syllabus**

On being asked to make observation on the design of the syllabus, one of the respondents constituting 50% mark it as highly satisfactory while the other respondent constituting 50% mark it as satisfactory. A graphical representation of the responses is given below. A graphical representation of the responses is given below.

Your observation on the design of the syllabus

2 responses

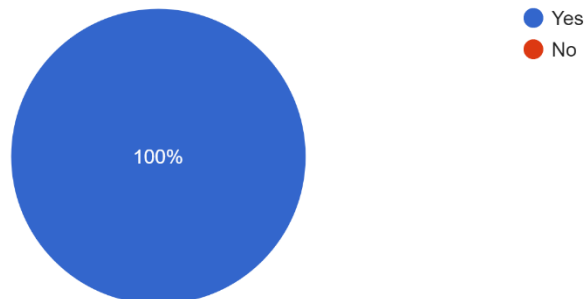


**3. Are you aware of any revision of the syllabi during last five years?**

On being asked whether the respondents are aware of any revision of the syllabi during the last five years, both the respondents responded in affirmation. A graphical representation of the responses is given below.

Are you aware of any revision of the syllabi during last five years?

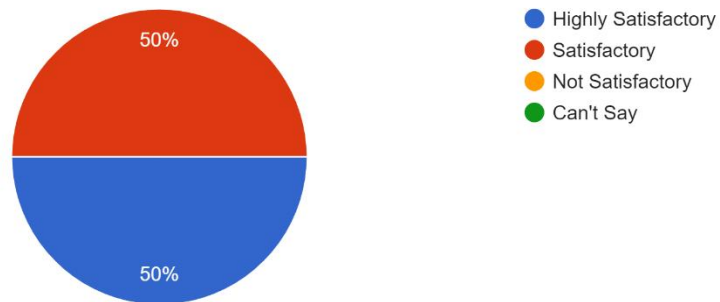
2 responses



**4. Your observation on the changes of the syllabi**

On being asked to make observation on the changes of the syllabi, one of the respondents constituting 50% acknowledges it as highly satisfactory while the other respondent acknowledges it as satisfactory. A graphical representation of the responses is given below.

Your observation on the changes of the syllabi  
2 responses



**5. Rate the applicability of the curricula of different programs of the university in the present-day context.**

On being asked to rate the applicability of the curricula of different programs of the university in the present-day context, one of the respondents constituting 50 % acknowledges the curricula as excellent, while the other respondent acknowledges it as good. A graphical representation of the responses is given below.

Rate the applicability of the curricula of different programs of the university in the present day context.  
2 responses

